

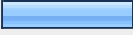























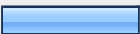


Website survey (icarda.org)

1. How would you describe yourself?			Response Percent	Response Count
ICARDA support staff			34.2%	13
<b>ICARDA researcher</b>			<b>36.8%</b>	<b>14</b>
Agricultural researcher			21.1%	8
Extension			0.0%	0
Government official			10.5%	4
Job seeker			0.0%	0
Media/journalist			0.0%	0
Policy maker			0.0%	0
Training/internship applicant			2.6%	1
Student			2.6%	1
University lecturer			5.3%	2
		Other (please specify)		5
			<b>answered question</b>	<b>38</b>
			<b>skipped question</b>	<b>5</b>








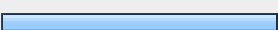
## 2. What sort of organization do you belong to?

	Response Percent	Response Count
ICARDA 	61.5%	24
Donor organization	0.0%	0
Government department 	12.8%	5
CGIAR center 	5.1%	2
Other agricultural organization 	5.1%	2
Newspaper	0.0%	0
Television/Radio	0.0%	0
University 	10.3%	4
NGO	0.0%	0
Private sector 	5.1%	2
Radio	0.0%	0
Online media organization	0.0%	0
Other (please specify)		3
<b>answered question</b>		<b>39</b>
<b>skipped question</b>		<b>4</b>

3. What information were you looking for on the website?			Response Percent	Response Count
Pictures			18.9%	7
Countries ICARDA works in			35.1%	13
<b>Information about ICARDA's projects</b>			<b>62.2%</b>	<b>23</b>
General information on ICARDA			35.1%	13
Training and internship opportunities			29.7%	11
Contact information on ICARDA staff			37.8%	14
ICARDA publications			43.2%	16
Just browsing			8.1%	3
Job opportunities			24.3%	9
ICARDA's policies			21.6%	8
Media releases			21.6%	8
		Other (please specify)		6
<b>answered question</b>				<b>37</b>
<b>skipped question</b>				<b>6</b>

4. Did you find the information you were looking for?			Response Percent	Response Count
Yes			22.0%	9
<b>Partially</b>			<b>65.9%</b>	<b>27</b>
No			12.2%	5
<b>answered question</b>				<b>41</b>
<b>skipped question</b>				<b>2</b>

5. Overall, how would you rate the following aspects of ICARDA's website?						
	Good	Above average	Average	Below average	Needs work	Response Count
Content	20.5% (8)	28.2% (11)	<b>35.9% (14)</b>	15.4% (6)	0.0% (0)	39
Navigation	5.4% (2)	37.8% (14)	<b>40.5% (15)</b>	16.2% (6)	0.0% (0)	37
Search	10.8% (4)	27.0% (10)	<b>40.5% (15)</b>	16.2% (6)	10.8% (4)	37
<i>answered question</i>						<b>40</b>
<i>skipped question</i>						<b>3</b>

6. Who do you collaborate with on a weekly/regular basis?			Response Percent	Response Count
ICARDA scientists			63.2%	24
ICARDA outreach			42.1%	16
CGIAR scientists			28.9%	11
NARS			28.9%	11
Extension & Farmer organizations			13.2%	5
NGOs			7.9%	3
Private sector			10.5%	4
Universities			44.7%	17
Other (please specify)				3
<i>answered question</i>				<b>38</b>
<i>skipped question</i>				<b>5</b>

7. Do you have any comments or suggestions for improving the ICARDA website?		Response Count
		16
<i>answered question</i>		<b>16</b>
<i>skipped question</i>		<b>27</b>